

Harris County
Department of
Education

Monthly Investment Report

as of May 31, 2019
(unaudited)

Audio Briefing at:

<https://www.showme.com/sh?h=Oy5ZSr2>



MONTHLY INVESTMENT REPORT (unaudited)

PURPOSE OF REPORT

As of May 31, 2019

- State compliance with state law, HCDE policy and investment strategy.

Texas Government Code, Section 2256, Public Funds Investment Act; and

HCDE CDA (LEGAL) and CDA (LOCAL), Other Revenues: Investments

- Describe investment position at report date.

HCDE Portfolio by Investment Type / PFC Portfolio by Investment Type

- State account or fund for each investment asset.

HCDE Investment Earnings Reports / PFC Investment Earnings Reports

- State book and market value for each investment asset at beginning and end of the period.

HCDE Inventory Report / PFC Inventory Report

- Present a summary statement for each pooled fund group, including beginning market value; additions and changes to market value during the period; and ending market value.

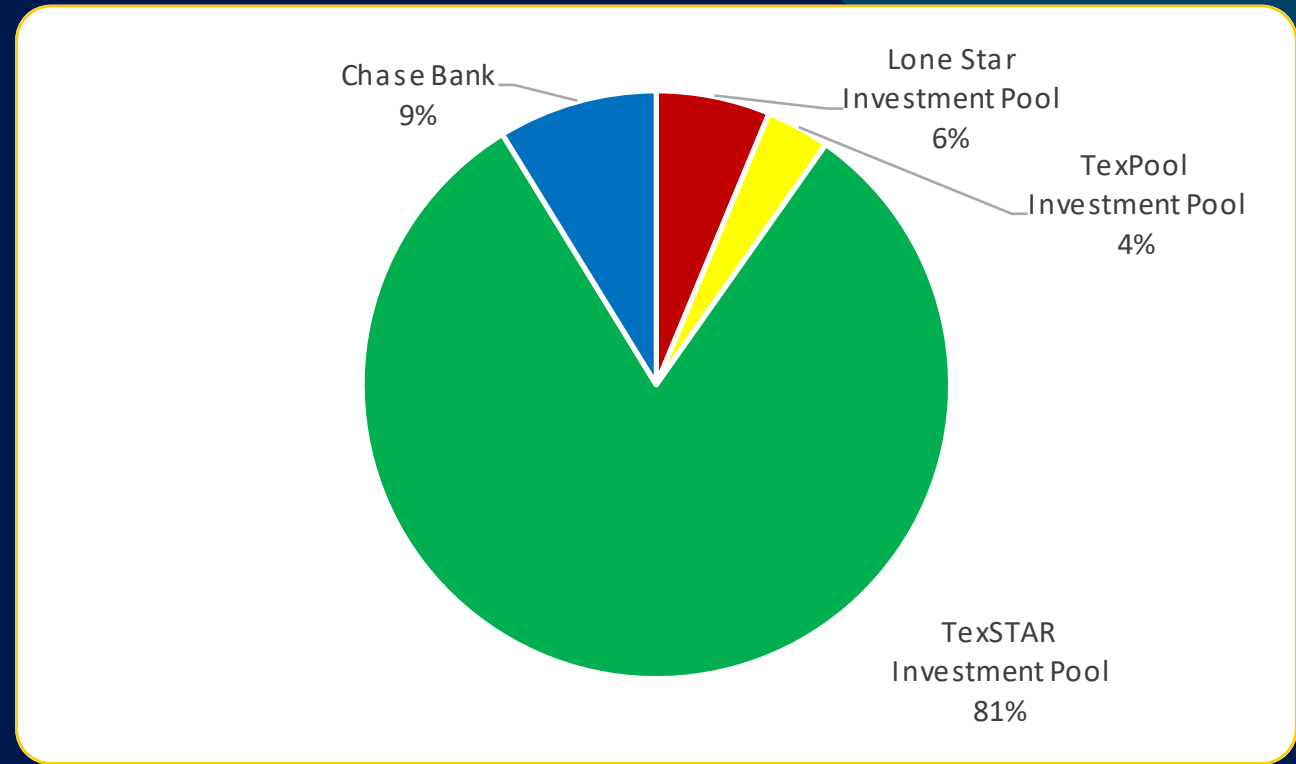
HCDE Inventory Report / PFC Inventory Report



MONTHLY INVESTMENT REPORT (unaudited)
INVESTMENT BY FUND BY TYPE
As of May 31, 2019

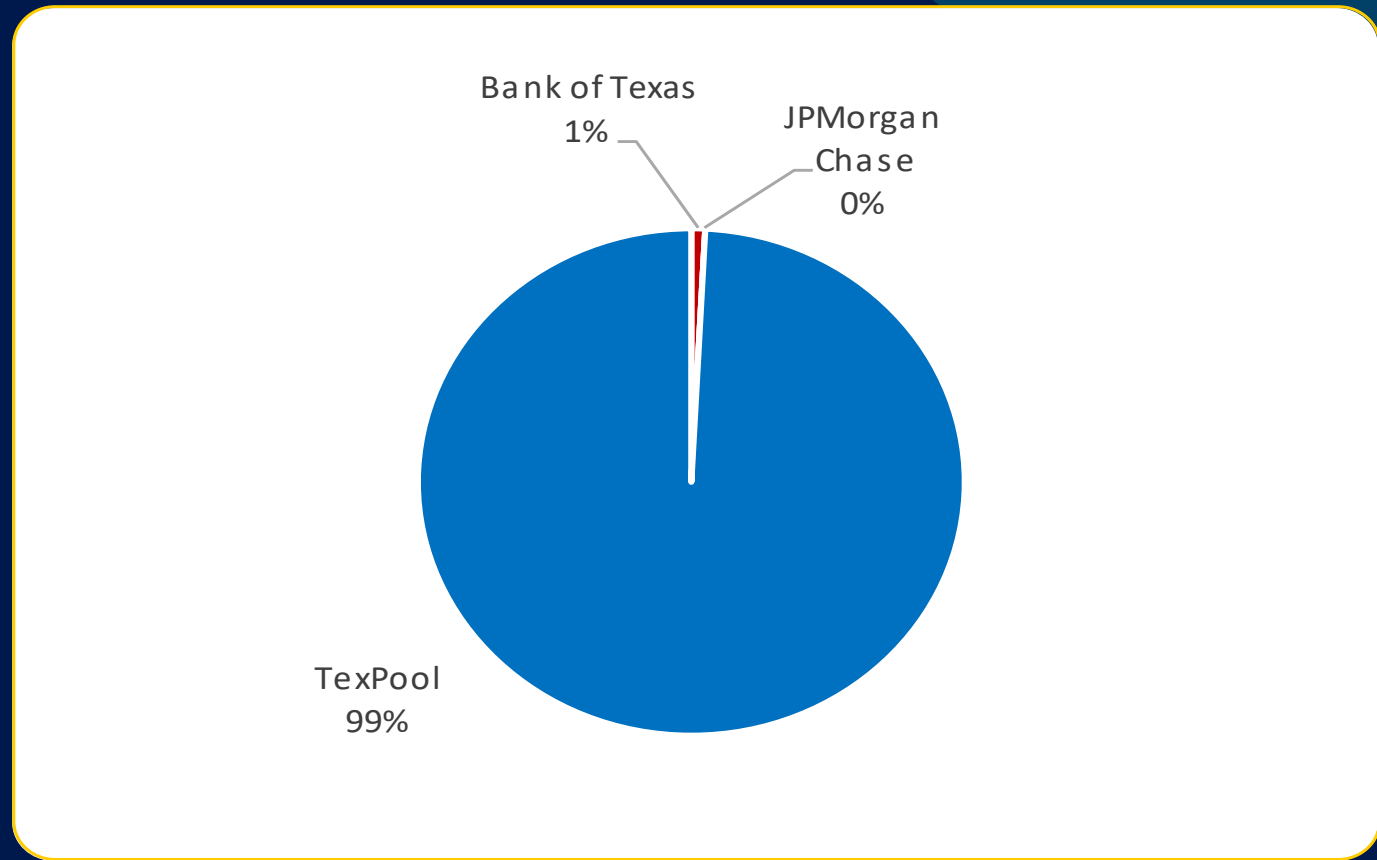
INVESTMENT TYPE	(A) GENERAL FUND	(B) RETIREMENT LEAVE FUND	(C) AGENCY FUNDS	(D) TOTAL HCDE (A)+(B)+(C)	(E) PUBLIC FACILITY CORPORATION	(F) TOTAL FUNDS (D) + (E)
Lone Star Investment Pool	\$ 2,602,531	\$ -	\$ -	\$ 2,602,531	\$ -	\$ 2,602,531
TexPool Investment Pool	902,659	555,279	-	1,457,938	9,901,137	11,359,075
TexSTAR Investment Pool	33,863,219	-	-	33,863,219	-	33,863,219
Bank - Chase (Cash)	3,599,586	-	43,798	3,643,384	-	3,643,384
Bank of Texas - Investment	-	-	-	-	89,195	89,195
Totals	\$40,967,995	\$ 555,279	\$ 43,798	\$41,567,072	\$ 9,990,332	\$51,557,404

MONTHLY INVESTMENT REPORT (unaudited) HCDE PORTFOLIO BY INVESTMENT TYPE As of May 31, 2019



GENERAL FUND INVESTMENT TYPE	AMOUNT INVESTED	% OF TOTAL
Bank Money Market Fund Sweep	\$ 3,643,384	9%
Investment Pools	37,923,688	91%
Totals:	\$ 41,567,072	100%

MONTHLY INVESTMENT REPORT
(unaudited)
PFC PORTFOLIO INVESTMENT BY TYPE
As of May 31, 2019



PFC INVESTMENT TYPE	AMOUNT INVESTED	% OF TOTAL
Bank of Texas Funds	89,195	0.89%
TexPool Investment Pools	9,901,137	99.11%
Total	9,990,332	100%

MONTHLY INVESTMENT REPORT (unaudited)

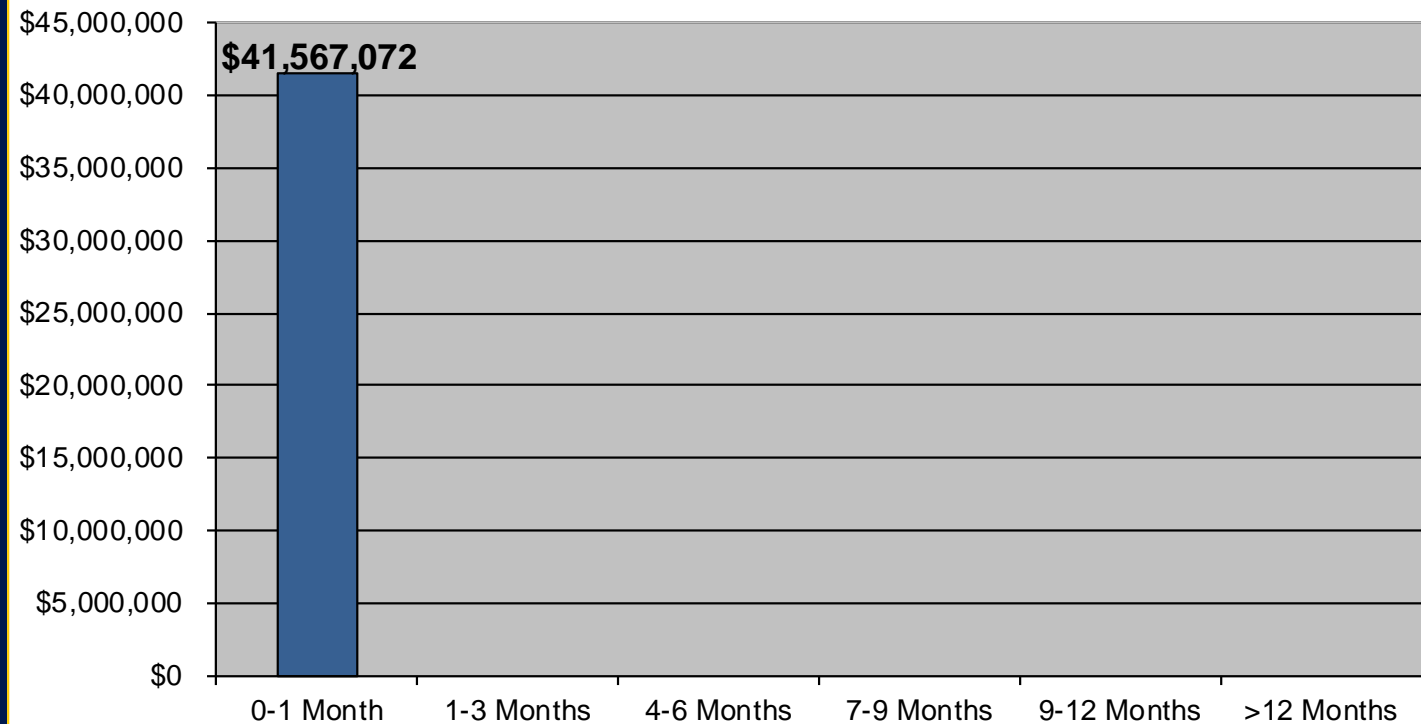
HCDE INVESTMENT PORTFOLIO COMPARISON

As of May 31, 2018 and May 31, 2019

	FY 2018	FY 2019	CHANGE FROM A YEAR AGO	% CHANGE
Lone Star Investment Pool	\$ 2,546,273	\$ 2,602,531	\$ 56,258	2%
TexPool Investment Pool	1,426,387	1,457,938	31,551	2%
TexSTAR Investment Pool	27,467,661	33,863,219	6,395,558	23%
Bank - Chase (Cash)	4,519,799	3,643,384	(876,415)	-19%
Total	\$35,960,120	\$41,567,072	\$ 5,606,952	16%
HCDE - Public Facility Corporation	10,886,293	9,990,332	(895,961)	-8%
Totals	\$46,846,413	\$51,557,404	\$ 4,710,991	10%

**MONTHLY INVESTMENT REPORT
(unaudited)
PORTFOLIO INVESTMENT
MATURITY
As of May 31, 2019**

**HARRIS COUNTY DEPARTMENT OF EDUCATION
General Fund Portfolio by Maturity Dates
\$41,567,072 as of May 31, 2019**



**MONTHLY INVESTMENT REPORT
(unaudited)
HCDE AND HCDE - PFC PORTFOLIO
MARKET AND BOOK VALUE
As of May 31, 2019**

HCDE	
Book value	\$41,567,072
Market Value	\$41,567,072
Unrealized Gain/(Loss)	\$ -
Fiscal Year-to-Date Earning, HCDE Funds	\$ 543,801
HCDE PFC	
Book value	\$ 9,990,332
Market Value	\$ 9,990,332
Unrealized Gain/(Loss)	\$ -
Fiscal Year-to-Date Earning, HCDE Funds	\$ 162,574

**MONTHLY INVESTMENT REPORT
(unaudited)
BEGINNING AND ENDING VALUES /
WAM / YIELD
As of May 31, 2019**

Beginning Book Value	\$ 44,151,677
Beginning Market Value	\$ 44,151,677
Beginning Weighted Average to Maturity	1 Day
Ending Book Value	\$ 41,567,072
Ending Market Value	\$ 41,567,072
Earnings for Period	\$80,383
Change in Book Value	\$ (2,584,606)
Change in Market Value	\$ (2,584,606)
Ending Weighted Average to Maturity	1 Day
Period Average Yield	2.391%
Period Average Benchmark **	2.300%

** Benchmark – 13 Week Treasury Bill at Maturity

Note: The Department also maintained an average of \$4,441,802 during April 2019 to yield 0.06019% in earnings credit resulting in savings of \$1,645.51

**MONTHLY INVESTMENT REPORT
(unaudited)
INVESTMENT INTEREST RATES AND
YIELD EARNED
FY2017-18 Compared to FY2018-19**

Month	INV POOLS %	
	FY18	FY19
SEP	.99 - 1.04	1.97 - 2.0
OCT	1.02 - 1.05	2.14 - 2.16
NOV	1.04 - 1.06	2.20 - 2.22
DEC	1.17 - 1.25	2.31 - 2.34
JAN	1.25 - 1.32	2.38 - 2.41
FEB	1.33 - 1.35	2.39 - 2.40
MAR	1.5 - 1.57	2.40 - 2.42
APR	1.63 - 1.68	2.40 - 2.41
MAY	1.70 - 1.73	2.38 - 2.40
JUN	1.82 - 1.92	-
JUL	1.89 - 1.91	-
AUG	1.91 - 1.93	-

Q&A

I certify that the following information is true and accurate to the best of my knowledge.

/s/ Jesus Amezcuca, Ph.D., CPA, RTSBA, Assistant Superintendent for Business Services

/s/ Rosa Maria Torres, RTSBA, Chief Accounting Officer

/s/ Jaime H. Martinez, MBA, Budget and Business Analyst